



A PLAYCORE Company

Outdoor Fitness





Demonstrate Your Leadership and Measure Outcomes

Outdoor adult fitness parks designed using best practice research are eligible for recognition as National Demonstration Sites by PlayCore. National Demonstration Sites are part of a nationwide data framework that helps measure how a fitness park is being used and the impact it makes in a community. Learn more at gametime.com/nds.

The Stadium®	4
Challenge Course	10
Design Your Own Course	14
Preconfigured Courses	16
KidCourse	18
THRIVE®	22
GTfit®	28
GTfit Muscle Fitness	30
GTfit Core Fitness	32
GTfit Aerobic Fitness	33
GTfit Balance/Flexibility	33
GTfit Packages	33
Warranties & Colors	37

FITNESS DESTINATIONS FOR EVERY GENERATION.

Visit gametime.com/outdoor-fitness to learn how our outdoor fitness solutions benefit everyone in your community.



Increases enjoyment and frequency of exercise



Includes instructional signs and videos



Durable design withstands the elements



Encourages multi-generational and inclusive fitness



Appeals to people who prefer exercising outdoors



Promotes socialization and motivation



NEW! Aventus Basketball Wall
4 times the fun and excitement
for all ages. See page 36.



A Total Fitness Approach

GameTime's range of outdoor workout equipment gives you the flexibility to create the perfect outdoor fitness experience. Combine GTfit and THRIVE products with Challenge Course for adults and families. Add Stadium or KidCourse so children can exercise too. Or, create a custom fitness space that's the perfect fit.



A compact design with 10 challenges in less than 1,200 square feet

COMPLIANT with ASTM Standards for Playground Equipment



Fun, social, and competitive obstacle course fitness

YOUTH Ages 5 to 12*
PRO Ages 13+

*Challenge Course Youth is compliant with ASTM Standards for Playground Equipment.



Affordable outdoor obstacle courses that are perfect for schools and parks

COMPLIANT with ASTM Standards for Playground Equipment



Compact, composite functional training systems

ADAPTIVE OPTIONS for solo or group training



Industry-leading outdoor gym and calisthenic park solutions

ADVANCED, INCLUSIVE and THERAPEUTIC options



Custom designs to meet your community's specific needs

TAILORED SOLUTIONS for every ability and fitness level





THE STADIUM®

The Stadium offers a complete obstacle course experience in a compact design. It features 10 unique challenges and an optional integrated shade.

BENEFITS

- 10 unique challenges in 1,200 sq ft
- Beginner, intermediate, advanced, and accessible elements
- Multiple ways to complete each component and varied paths of travel through the entire system

DESIGN

- Playful fitness-based challenges combined with the adventure of an obstacle course
- Combination of layered materials and colors create visual interest and attracts attention
- 5" diameter steel uprights, Direct Bolt® connections, stainless steel shackles, and reinforced steel footings



The Biggest Advancement in Obstacle Courses Just Got Smaller


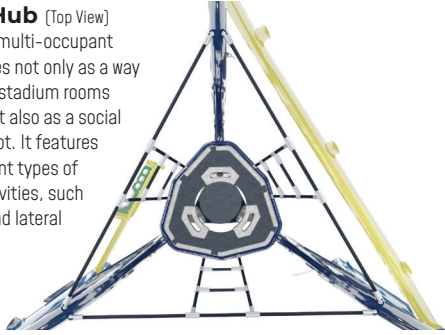
We took everything we learned inventing the permanently installed obstacle course and condensed it into a compact fitness experience for children ages 5 to 12. The Stadium features 10 exciting challenges in less than 1,200 square feet. With optional integrated shade and human-powered electronic timing system, it's the perfect way to keep kids active at a park or school play area.





Center Hub (Top View)

This central multi-occupant climber serves not only as a way of attaching stadium rooms and walls, but also as a social gathering spot. It features many different types of climbing activities, such as vertical and lateral climbing.



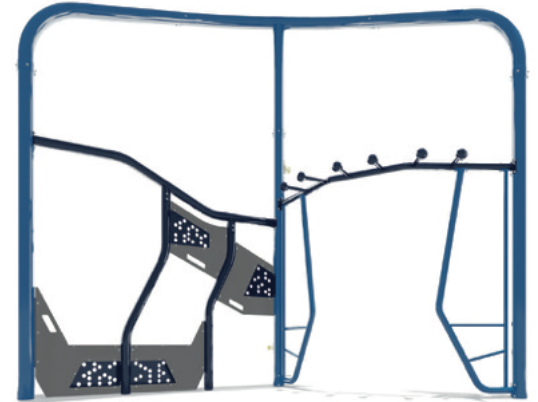
Leaning Ladders

The combination of angled and leaning ladders, an HDPE climbing wall, and elevated grip rails provide multiple routes and paths of travel.



Agility Pods

Enhance balance, coordination, agility, and problem-solving abilities with these sturdy triangular platforms. They feature a soft-textured rubber surface that's perfect for stepping or jumping.



Mountain Climber

The Mountain Climber combines metal rungs, HDPE inserts, and a taut rubber membrane for a multi-faceted climbing challenge. It also features a ground-level ring-trace activity to aid in inclusive play.

Over, Under, & Around

Over, Under, & Around promotes balance and flexibility development in a fun, unique way. HDPE climbing surfaces with perforated metal accents create paths of travel for the user to navigate over, under, through, and around.

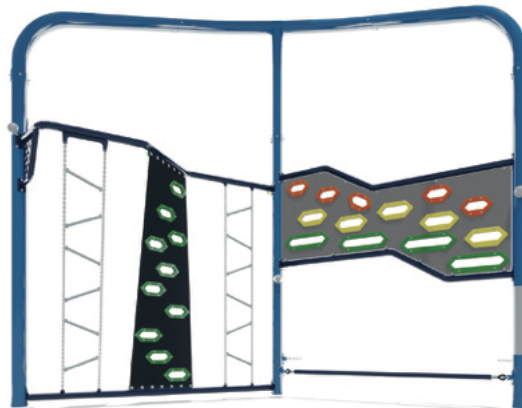
Get A Grip

Improve grip strength and upper body muscle development with this mixed-material ladder.



Sway Station

Cross the tethered balance beams as they move back and forth and side to side. The beams are linked with a rubber membrane positioned at transfer height and accessible via transfer.



Twisted Ladders

This vertical and lateral climbing wall provides many different grip variations and climbing angles for children to navigate. It features a center rubber membrane with climbing grips.

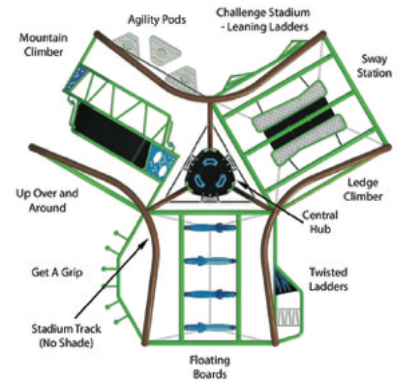
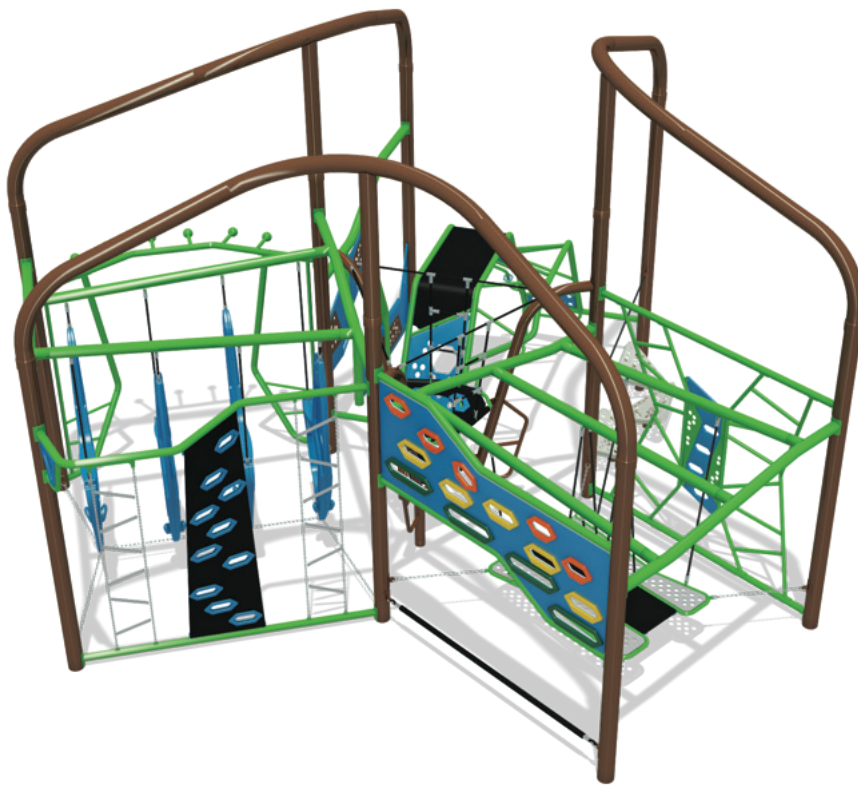


Ledge Climber

This lateral climber is an upper-body fitness trainer with multiple paths of travel at various skill levels. Beginning users can use the tethered balance cable for assistance.

Floating Boards

With two routes of travel, over and through, Floating Boards enhance balance, flexibility, and whole-body muscle fitness.



Ages
5 to 12

The Stadium®

#CC21000

\$80,182

ASTM Use Zone: 33'0" x 35'0" (10.1m x 10.7m)

ASTM Fall Height: 8' (2.4m)

The Stadium® with Shade

#CC21001

\$99,131







CHALLENGE COURSE

The original outdoor obstacle course is still the best and keeps getting better! Choose from more than a dozen obstacles to design the perfect course for your space or budget.

MEET. COMPETE. REPEAT.

Meet

Challenge Course is a social fitness experience that people of all ages can enjoy. It's an innovative option for fitness enthusiasts, as well as families who want to be more active together.

Compete

Challenge your friends and family in a timed obstacle course or 40-yard dash, or challenge yourself to achieve your personal fitness goals.

Repeat

Challenge Course leverages the benefits of outdoor exercise in a fun, exciting way that encourages people to come back time and time again.




As a National Demonstration Site, this Challenge Course provides usage data and outcomes reports for the community.



Design Your Own Course



Core



Ninja Steps

#13653 Pro (shown) \$20,241
 ASTM Use Zone: 17'6" x 13'3" (5.3m x 4.0m)
 ASTM Fall Height: 4' (1.2m)
 Recommended Ages: 13+ years

#13654 Youth \$13,331
 ASTM Use Zone: 23'4" x 19'2" (7.1m x 5.8m)
 ASTM Fall Height: 4' (1.2m)
 Recommended Ages: 5 to 12 years

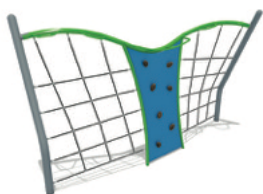


Vault Wall

#13655 Pro \$5,094
 ASTM Use Zone: 14'11" x 6'3" (4.6m x 1.9m)
 ASTM Fall Height: 6' (1.8m)
 Recommended Ages: 5 to 12 years

#13655 Youth \$5,094
 ASTM Use Zone: 14'11" x 6'3" (4.6m x 1.9m)
 ASTM Fall Height: 6' (1.8m)
 Recommended Ages: 5 to 12 years
 Sold individually.

Muscle



Traverse Wall®

#13603 Pro (shown) \$18,200
 ASTM Use Zone: 16'5" x 5'9" (5.0m x 1.8m)
 ASTM Fall Height: 10' (3.1m)
 Recommended Ages: 13+ years

#13617 Youth \$12,000
 ASTM Use Zone: 24'4" x 16'3" (7.4m x 5.0m)
 ASTM Fall Height: 8' (2.4m)
 Recommended Ages: 5 to 12 years



Climb The Ladder

#13664 Pro (shown) \$6,891
 ASTM Use Zone: 22'11" x 16'3" (7.0m x 5.0m)
 ASTM Fall Height: 10' (3.1m)
 Recommended Ages: 13+ years

#13665 Youth \$5,100
 ASTM Use Zone: 22'11" x 16'3" (7.0m x 5.0m)
 ASTM Fall Height: 8' (2.4m)
 Recommended Ages: 5 to 12 years



Up & Over

#13619 Pro (shown) \$8,108
 ASTM Use Zone: 11'5" x 9'5" (3.5m x 2.9m)
 ASTM Fall Height: 8' (2.4m)
 Recommended Ages: 13+ years

#13614 Youth \$5,968
 ASTM Use Zone: 17'5" x 14'9" (5.3m x 4.5m)
 ASTM Fall Height: 7' (2.1m)
 Recommended Ages: 5 to 12 years



Floating Boards


#13656 Pro (shown) \$21,791
 ASTM Use Zone: 24'0" x 11'10" (7.3m x 3.6m)
 ASTM Fall Height: 9' (2.7m)
 Recommended Ages: 13+ years

#13657 Youth \$17,872
 ASTM Use Zone: 28'5" x 17'8" (8.7m x 5.4m)
 ASTM Fall Height: 8' (2.4m)
 Recommended Ages: 5 to 12 years



Travel Wall

#13666 Pro \$25,796
 ASTM Use Zone: 23'11" x 20'4" (7.3m x 6.2m)
 ASTM Fall Height: 10' (3.1m)
 Recommended Ages: 13+ years



Travel Wall

#13667 Youth \$16,065
 ASTM Use Zone: 26'1" x 16'2" (8.0m x 4.9m)
 ASTM Fall Height: 6' (1.8m)
 Recommended Ages: 5 to 12 years

Balance



Agility Pods

#13662 Pro \$4,587
 ASTM Use Zone: 15'7" x 9'8" (4.8m x 3.0m)
 ASTM Fall Height: 4' (1.2m)
 Recommended Ages: 5 to 12 years

#13662 Youth \$4,587
 ASTM Use Zone: 15'7" x 9'8" (4.8m x 3.0m)
 ASTM Fall Height: 4' (1.2m)
 Recommended Ages: 5 to 12 years



U-Turn Ramp

#13652 Pro \$13,520
 ASTM Use Zone: 23'6" x 19'3" (7.2m x 5.9m)
 ASTM Fall Height: 5' (1.5m)
 Recommended Ages: 5 to 12 years

#13652 Youth \$13,520
 ASTM Use Zone: 23'6" x 19'3" (7.2m x 5.9m)
 ASTM Fall Height: 5' (1.5m)
 Recommended Ages: 5 to 12 years



Sway Steps

#13658 Pro (shown) \$29,156
 ASTM Use Zone: 24'0" x 11'8" (7.3m x 3.6m)
 ASTM Fall Height: 10' (3.1m)
 Recommended Ages: 13+ years

#13659 Youth \$23,681
 ASTM Use Zone: 28'5" x 17'8" (8.7m x 5.4m)
 ASTM Fall Height: 8' (2.4m)
 Recommended Ages: 5 to 12 years



Balance Walk

#13615 Pro \$3,892
 ASTM Use Zone: 19'8" x 14'7" (6.0m x 4.4m)
 ASTM Fall Height: 4' (1.2m)
 Recommended Ages: 5 to 12 years

#13615 Youth \$3,892
 ASTM Use Zone: 19'8" x 14'7" (6.0m x 4.4m)
 ASTM Fall Height: 4' (1.2m)
 Recommended Ages: 5 to 12 years


Flexibility



Agility Trainer

#13608 Pro \$4,761
 ASTM Use Zone: 7'4" x 7'4" (2.2m x 2.2m)
 ASTM Fall Height: 4' (1.2m)
 Recommended Ages: 5 to 12 years

#13608 Youth \$4,761
 ASTM Use Zone: 7'4" x 7'4" (2.2m x 2.2m)
 ASTM Fall Height: 4' (1.2m)
 Recommended Ages: 5 to 12 years



Corridor

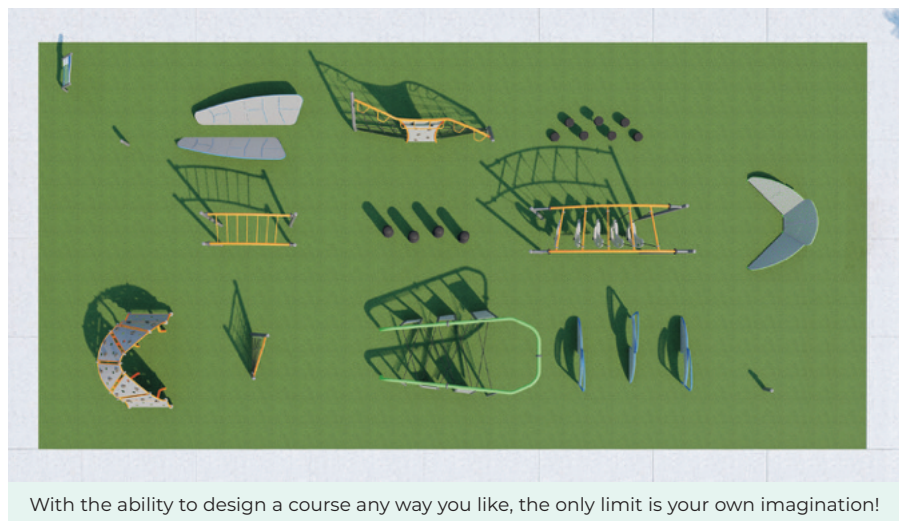
#13660 Pro (shown) \$24,413
 ASTM Use Zone: 24'8" x 16'10" (7.5m x 5.1m)
 ASTM Fall Height: 10' (3.1m)
 Recommended Ages: 13+ years

#13661 Youth \$19,141
 ASTM Use Zone: 26'0" x 20'10" (7.9m x 6.4m)
 ASTM Fall Height: 8' (2.4m)
 Recommended Ages: 5 to 12 years

Design Tips

All Challenge Course components involve aerobic exercise. Select components from each of the four categories to ensure a well-rounded fitness program.

Courses designed with a minimum of five Pro Series components (with at least one component from every category) are eligible for National Demonstration Site status. Learn more at gametime.com/nds



With the ability to design a course any way you like, the only limit is your own imagination!

1. Choose Your Course

Select the Challenge Course model that best fits your space. Model numbers correspond to the approximate square footage required (i.e. 3000 series requires 3,000 square feet).

2. Youth or Pro

Select the series that is appropriate for your users. Challenge Course Youth is designed to meet playground equipment standards for users ages 5-12. Challenge Course Pro is designed for older users, ages 13 and up.

3. Select Surfacing

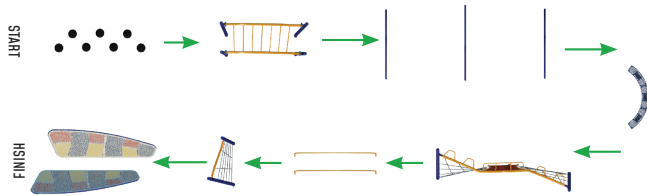
GameTime offers three surfacing options for your Challenge Course: GTImpax synthetic turf, poured in place rubber, or engineered wood fiber (EWF).

4. Level Up

Choose accessories like timing systems or a 40 Yard Dash to complete your course!



Preconfigured Courses



Youth 2000

#13672 \$61,904

ASTM Use Zone:

81'0" x 35'0" (24.7m x 10.7m)

ASTM Fall Height: 8' (2.4m)

Recommended Ages: 5 to 12 years

Pro 2000

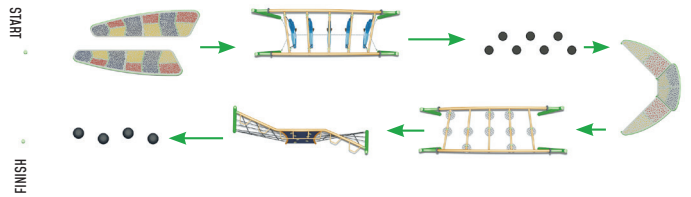
#13673 \$78,993

ASTM Use Zone:

85'0" x 36'0" (25.9m x 11.0m)

ASTM Fall Height: 10' (3.1m)

Recommended Ages: 13+ years



Youth 3000

#13645 \$104,748

ASTM Use Zone:

33'0" x 81'0" (10.1m x 24.7m)

ASTM Fall Height: 0' (0.0m)

Recommended Ages: 5 to 12 years

Pro 3000

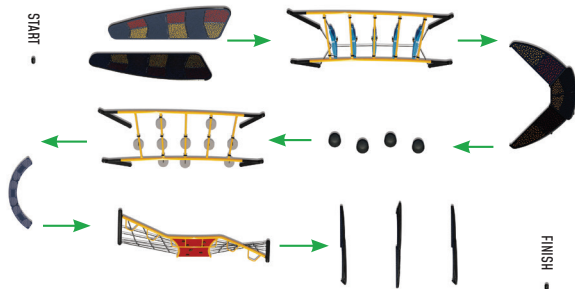
#13642 \$127,253

ASTM Use Zone:

30'0" x 89'0" (9.1m x 27.1m)

ASTM Fall Height: 0' (0.0m)

Recommended Ages: 13+ years



Youth 4000

#13646 \$119,335

ASTM Use Zone:

51'0" x 65'0" (15.5m x 19.8m)

ASTM Fall Height: 0' (0.0m)

Recommended Ages: 5 to 12 years

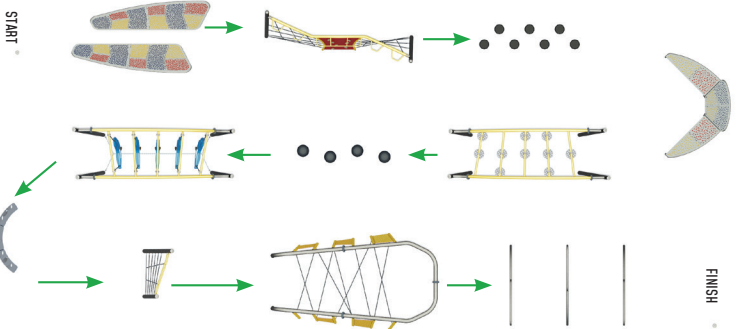
Pro 4000

#13643 \$141,840

ASTM Use Zone: 51'0" x 65'0" (15.5m x 19.8m)

ASTM Fall Height: 0' (0.0m)

Recommended Ages: 5 to 12 years



Youth 5000

#13647 \$149,031

ASTM Use Zone:

52'0" x 88'0" (15.9m x 26.8m)

ASTM Fall Height: 0' (0.0m)

Recommended Ages: 5 to 12 years

Pro 5000

#13644 \$178,948

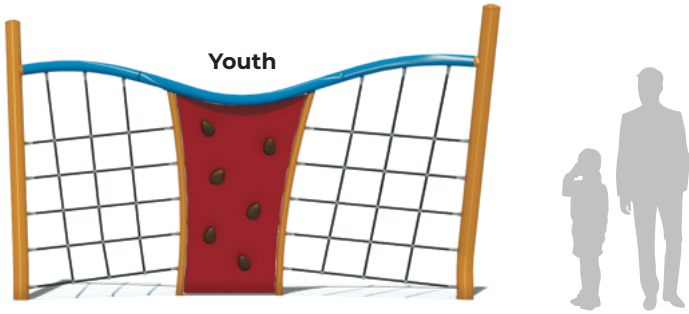
ASTM Use Zone:

49'0" x 94'0" (14.9m x 28.7m)

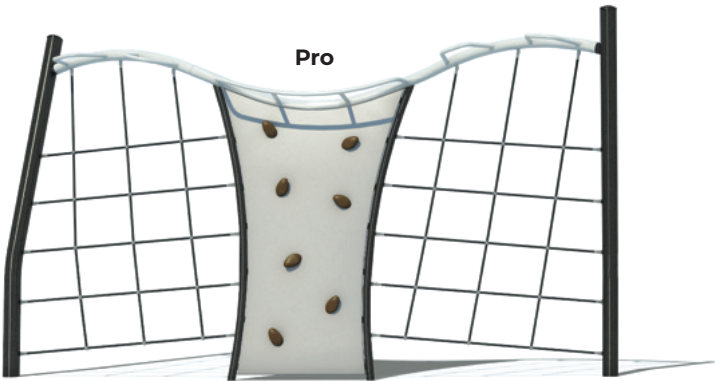
ASTM Fall Height: 0' (0.0m)

Recommended Ages: 13+ years

Youth or Pro



- Designed for ages 5 to 12
- Compliant with standards for playground equipment
- Perfect for schools and youth organizations



- Designed for ages 13+
- Aligns with standards for adult fitness
- Perfect for parks and greenspaces
- Qualifies as a National Demonstration Site

Site Surfacing



Wood Fiber

Affordable course surfacing option (not available for 40-yard dash).



Poured Rubber


Highly accessible. Available with custom graphics (not available for 40-yard dash).



Turf

Professional-grade, synthetic turf. Logo and branding options available.

Instructional Signs



Add an instructional sign that illustrates how to navigate the course, describes the use of each challenge, and outlines its benefits.

Signs can be customized with city seals, school logos, or corporate branding to make your community Challenge Course a unique destination.

#13628	Standard Sign	\$2,808
#13629	Custom Sign	\$3,272

Timing Systems



GameTime offers a turnkey approach to designing and installing your Challenge Course with professional-grade timing systems.

Call for Price





KIDCOURSE

Only GameTime offers affordable obstacle course options for parks and schools with KidCourse. KidCourse is designed to meet ASTM standards for playground equipment. Help children ages 5 to 12 enjoy fun, friendly competition and physical activity.

FUN AND AFFORDABLE FITNESS

Budget-Friendly Designs

KidCourse provides a high-quality obstacle course experience on a budget.

Make Fitness Fun

KidCourses are designed for children ages 5 to 12 and keep them active for longer periods of time than traditional play systems.

Designed with Standards in Mind

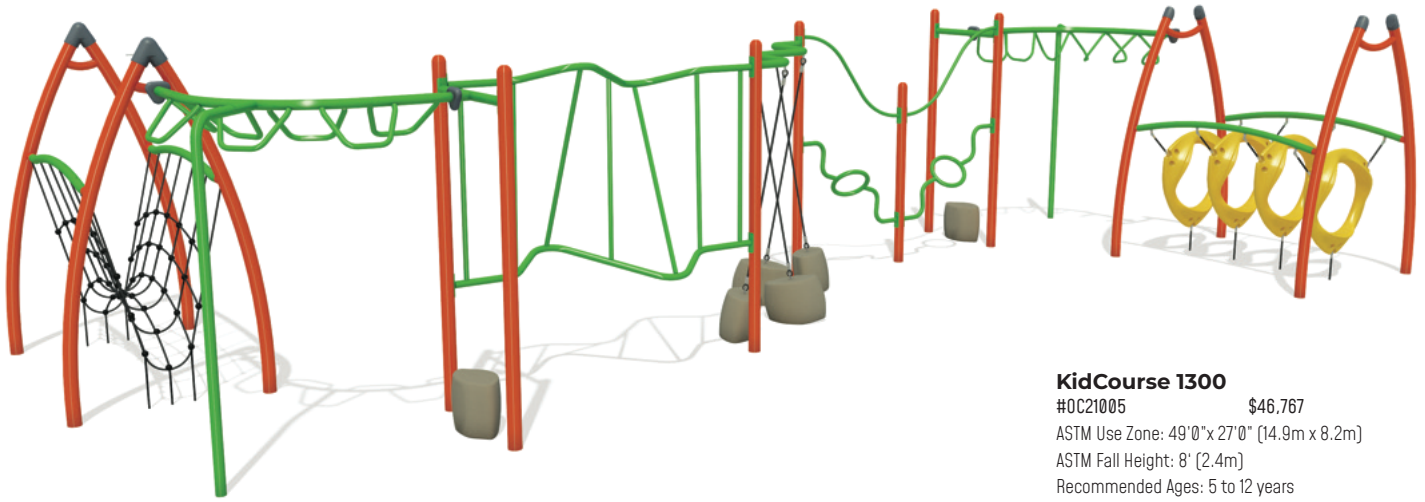
KidCourse is compliant with ASTM standards for playground equipment and is perfect for schools or parks.

Instant Favorite

KidCourses feature favorite playground activities like overhead climbers, rock climbers, and more.

Built to Last

KidCourse features heavy-duty 5" diameter steel uprights, Direct Bolt connections, stainless steel shackles, and reinforced footings.



KidCourse 1300

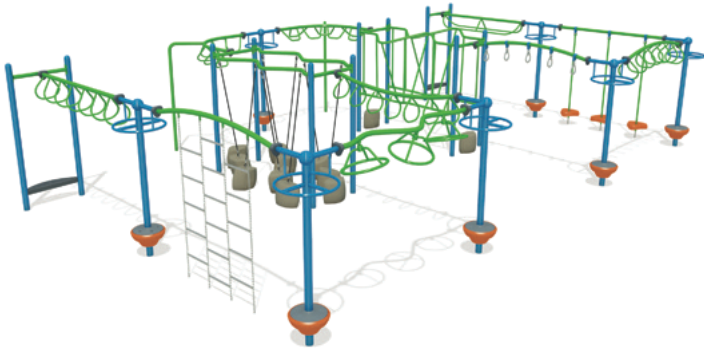
#OC21005

\$46,767

ASTM Use Zone: 49'0" x 27'0" (14.9m x 8.2m)

ASTM Fall Height: 8' (2.4m)

Recommended Ages: 5 to 12 years



KidCourse 1800

#OC21004

\$59,078

ASTM Use Zone: 49'0" x 37'0" (14.9m x 11.3m)

ASTM Fall Height: 8' (2.4m)

Recommended Ages: 5 to 12 years



KidCourse 1400

#OC21001

\$29,402

ASTM Use Zone: 46'0" x 29'0" (14.0m x 8.8m)

ASTM Fall Height: 8' (2.4m)

Recommended Ages: 5 to 12 years



KidCourse 1000

#OC21006

\$15,996

ASTM Use Zone: 37'0" x 28'0" (11.3m x 8.5m)

ASTM Fall Height: 8' (2.4m)

Recommended Ages: 5 to 12 years



KidCourse 1500

#OC21000

\$25,924

ASTM Use Zone: 29'0" x 52'0" (8.8m x 15.9m)

ASTM Fall Height: 9' (2.7m)

Recommended Ages: 5 to 12 years



Kid Course 1200

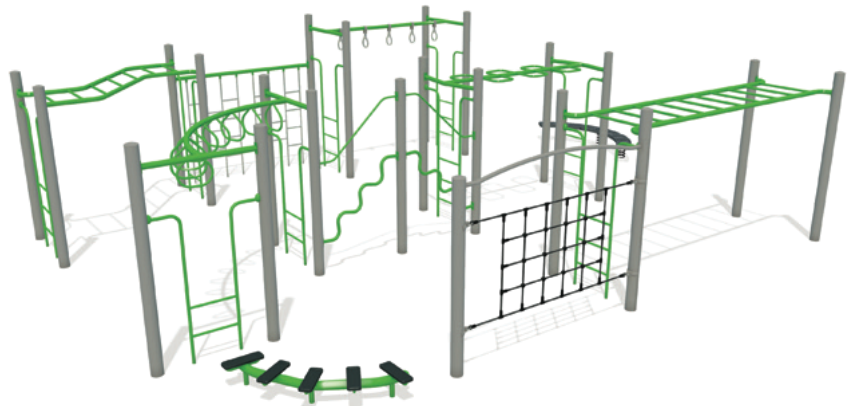
#0C21003

\$30,102

ASTM Use Zone: 33'0" x 36'0" (10.1m x 11.0m)

ASTM Fall Height: 8' (2.4m)

Recommended Ages: 5 to 12 years



KidCourse 1700

#0C21002

\$41,197

ASTM Use Zone: 38'0" x 46'0" (11.6m x 14.0m)

ASTM Fall Height: 8' (2.4m)

Recommended Ages: 5 to 12 years

Affordable Obstacle Courses

Choose one of our preconfigured KidCourses or design your own using a wide range of components. KidCourse is a perfect way to add climbing, agility, and strength challenges to any park or playground in less space and at a lower cost than other course options.





THRIVE®

THRIVE's compact design makes it the perfect choice when space is at a premium. Up to 20 people can exercise in as little as 250 square feet with THRIVE fitness systems, and each model provides adaptive options for people of all fitness levels.

YOU WERE MEANT TO THRIVE!

THRIVE is available with optional integrated shade to keep the fitness space cooler and more comfortable. The integrated design eliminates the need for additional footings, minimizes the space required, and reduces installation time.



Larry Gury Community Park

SACRAMENTO, CALIFORNIA

When a community adds outdoor exercise spaces, it removes barriers to better health and promotes a social fitness experience. At this California park, up to 20 adults can exercise together with THRIVE 900.

THRIVE's design makes it easy for adults of all fitness levels to exercise and to adapt their workouts as their abilities allow.





5 Stations
341 square feet



THRIVE® 250

#14911 \$15,570

ASTM Use Zone: 17'4" x 19'8" (5.3m x 6.0m)

ASTM Fall Height: 8' (2.4m)

Recommended Ages: 13+ years

Training Stations:

- Step-Up Platforms (12" and 18")
- Swedish Ladder
- Decline Sit-Up Bench
- Variable Pull-Up Station

10 Stations
540 square feet



THRIVE® 450

#14912 \$31,687

ASTM Use Zone: 17'10" x 30'3" (5.4m x 9.2m)

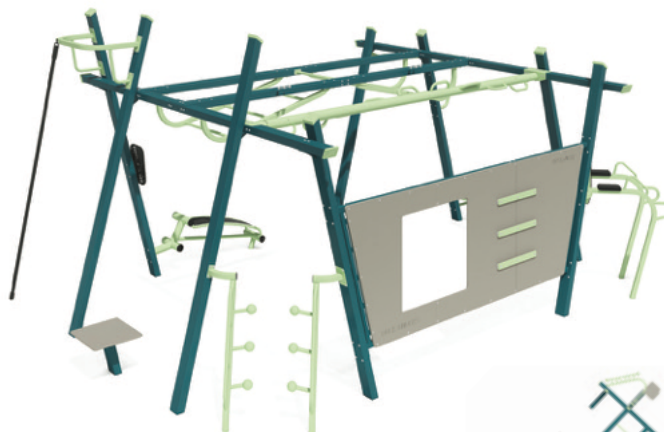
ASTM Fall Height: 8' (2.4m)

Recommended Ages: 13+ years

Training Stations:

- Step-Up Platforms (12", 18", and 24")
- Variable Pull-Up Station
- Variable Push-Up Station
- Variable Press
- Variable Monkey Bars
- Swedish Ladder
- Decline Sit-Up Bench
- Knee-Lift Dip Station

12 Stations
718 square feet



NEW!

THRIVE® 700

#14933 \$49,999

ASTM Use Zone: 30'4" x 23'8"

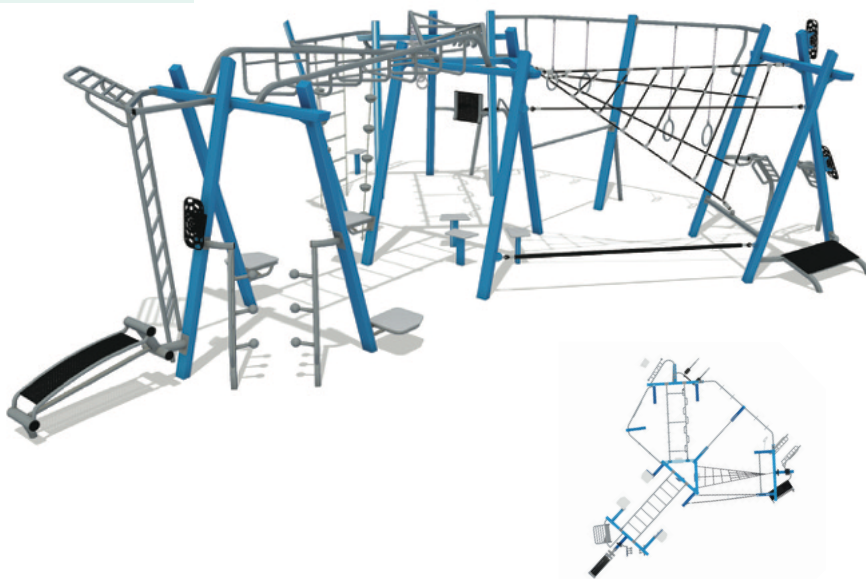
ASTM Fall Height: 10' (3.1m)

Recommended Ages: 13+ years

Training Stations:

- Overhead Ladder
- Twist Across
- Step-up Platform
- Pull-up Station
- Rope Climb
- Varied Press
- Knee Lift Dip Station
- Up & Over Station
- Down and Under Station
- Pull Through Station
- Sit-Up Station
- Plyometric Station

20 Stations
1,493 square feet



THRIVE® 900

#14913

\$70,292


ASTM Use Zone: 36'4" x 41'1" (11.1m x 12.5m)

ASTM Fall Height: 10' (3.1m)

Recommended Ages: 13+ years

Training Stations:

- Step-Up Platforms (12", 18", and 24")
- Cardio Step Ball Slam Station
- Variable Pull-Up Station
- Variable Push-Up Station
- Variable Press
- Variable Monkey Bars
- Variable Row Station
- Inverted Cargo Climb
- Gymnast Bar
- Gymnast Rings
- Variable Overhead Rings and Lateral Traverse
- Swedish Ladder
- Slackline Station
- Decline Sit-Up Bench
- Knee-Lift Dip Station
- Medicine Ball Throw Station
- Rope Ladder
- Dual Ropes



THRIVE® Shade

#14932

\$5,893

With integrated shade options for THRIVE, you can make the outdoor fitness experience more comfortable so people exercise for longer periods of time. Order a single shade for THRIVE 250, two shades for THRIVE 450 or three shades for THRIVE 900 to maximize UV protection.



NEW!

THRIVE® 700 Shade

#14935

\$11,599

Designed specifically for THRIVE 700, this integrated shade provides maximum UV protection and keeps people cooler and more comfortable while exercising.



THRIVE® Instructional Sign

Each THRIVE system includes a label with a QR code users can scan to view instructional videos. You can also select a THRIVE instructional sign to install near your system to help users maximize their THRIVE experience.



Product details, pricing, and availability are subject to change.
Visit gametime.com for the most up-to-date information.





GTfit®

Loved around the world for its flexible and ergonomic design, GTfit sets the standard for outdoor fitness equipment.

5 ELEMENTS OF A WELL-ROUNDED FITNESS PROGRAM



Muscle
Fitness



Core
Fitness



Aerobic
Fitness



Flexibility



Balance

GTfit provides all five elements of a well-rounded fitness program and each station features options for beginners and advanced users alike. Choose products from different fitness elements to create a multi-discipline workout area for users of all fitness levels. Incorporating all five elements into your fitness park also ensures multiple users can participate at once, reducing wait times and creating a circuit-style workout.

LOOK FOR THESE SYMBOLS

Throughout this section you'll see these symbols to highlight features and requirements of GTfit.



Designed to offer therapeutic benefits for older adults and users who require additional support.



Designed to be accessible by adults of all abilities and fitness levels.



Requires approved safety surfacing to comply with ASTM F3101-15 related to outdoor fitness equipment.



MUSCLE FITNESS

GTfit products help users build endurance and strength. Whether you are training for a sporting event or trying to achieve a greater level of functional fitness, these products are designed to strengthen the primary muscle groups that help users perform challenging tasks.



Roman Chair Squat

#135661 \$2,406
ASTM Use Zone: 10'6" x 7'8" (3.2m x 2.3m)



Leg Extension

#135631 \$4,277
ASTM Use Zone: 8'2" x 9'9" (2.5m x 3.0m)



Leg Press

#135591 \$6,194
ASTM Use Zone: 7'8" x 10'10" (2.3m x 3.3m)



Accessible Chest Press

#132711 \$8,165
ASTM Use Zone: 9'10" x 12'9" (3.0m x 3.9m)



Chest Press

#135551 \$5,884
ASTM Use Zone: 9'10" x 10'8" (3.0m x 3.3m)



Accessible Lat Pull Down

#132721 \$8,193
ASTM Use Zone: 9'10" x 12'9" (3.0m x 3.9m)



Lat Pull Down

#135561 \$6,102
ASTM Use Zone: 9'10" x 10'8" (3.0m x 3.3m)



Climbing Wall (9')

#13196 9' Wall (shown) \$5,675
#13197 10' Wall \$6,171
ASTM Use Zone: 10'11" x 9'7" (3.3m x 2.9m)



Trapeze Rack

#13198 Trapeze Rack (shown) \$7,925
ASTM Use Zone: 14'6" x 18'1" (4.4m x 5.5m)
#13199 Add-A-Bay \$5,825
ASTM Use Zone: 14' x (4.3m x 5.5m)



Fitness Rack

#13189 \$11,106
ASTM Use Zone: 18'5" x 14'5" (5.6m x 4.4m)



Fitness Overhead Ladder

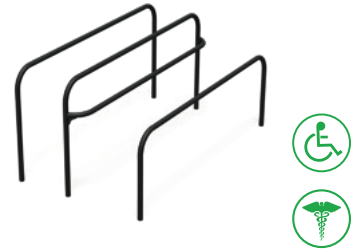
#13591 \$6,062
ASTM Use Zone: 17'0" x 10'0" (5.2m x 3.1m)




Combo Fitness Hub
 #135901 \$6,327
 ASTM Use Zone: 21'4" x 11'3" (6.5m x 3.4m)



Vault Bar Station
 #13567 \$649
 ASTM Use Zone: 8'3" x 15'6" (2.5m x 4.7m)



Parallel Bar Station
 #13572 Parallel Bars \$1,146
 ASTM Use Zone: 8'0" x 16'0" (2.4m x 4.9m)
 #15504 Accessible (shown) \$2,093
 ASTM Use Zone: 16'0" x 16'0" (4.9m x 4.9m)



Horizontal Chin Up
 #13296 \$1,206
 ASTM Use Zone: 6'1" x 4'4" (2.0m x 1.4m)



Accessible Chin Up
 #135841 \$2,100
 ASTM Use Zone: 6'11" x 6'9" (2.1m x 2.1m)



Chin Up
 #135851 Chin Up Combo (shown) \$3,339
 ASTM Use Zone: 10'11" x 6'9" (3.3m x 2.1m)
 #135821 Chin Up High \$2,123
 #135831 Chin Up Low \$2,112
 ASTM Use Zone: 6'9" x 6'11" (2.1m x 2.1m)



Push Up
 #135891 Push Up Combo (shown) \$2,581
 ASTM Use Zone: 10'11" x 12'4" (3.3m x 3.8m)
 #135871 Push Up High \$1,575
 #135881 Push Up Low \$1,545
 ASTM Use Zone: 6'11" x 12'4" (2.1m x 3.8m)



BUDGET-FRIENDLY SURFACING OPTIONAL PACKAGES

In some instances, safety surfacing is not required for outdoor fitness equipment. Ask your GameTime representative about equipment packages that do not require users' feet to leave the ground. With such a configuration, ASTM standards regarding safety surfacing do not apply.

By working with your GameTime representative, you can design an outdoor fitness park that meets your needs and budget.



CORE FITNESS

A strong core stabilizes your body during movement whether you are exercising or playing with your children or grandchildren. Add these products to enhance core fitness and support overall health and wellness.



Plyometric Boxes

#13275	6"	\$767
#13276	1'	\$817
#13277	1'6"	\$870
#13275	2'(shown)	\$767
ASTM Use Zone: 8'5" x 8'5" [2.6m x 2.6m]		



Sit Up/ Back Extension

#13561I	\$6,164
ASTM Use Zone: 11'0" x 5'10" [3.4m x 1.8m]	



Captain's Chair

#13560I	\$4,918
ASTM Use Zone: 8'6" x 10'7" [2.6m x 3.2m]	



Sit-Up Station

#13570	\$1,936
ASTM Use Zone: 7'1" x 14'6" [2.2m x 4.4m]	



Body Curl Station

#13579	\$2,375
ASTM Use Zone: 7'5" x 13'10" [2.3m x 4.2m]	



AEROBIC FITNESS

Aerobic workouts keep heart and lungs functioning at optimum levels. Not only is this important when you are exercising, it's essential to enhancing your every day life! GTfit products provide an excellent aerobic workout with very low impact – perfect for users of all fitness levels.



Accessible Hand Cycle

#14925I	\$7,139
ASTM Use Zone: 11'7" x 11'10" [3.5m x 3.6m]	



Hand Cycle

#14924I	\$7,301
ASTM Use Zone: 11'7" x 12'3" [3.5m x 3.7m]	




Recumbent Cycle

#14922I	\$6,978
ASTM Use Zone: 11'10" x 12'4" [3.6m x 3.8m]	



Cardio Walker

#13562I	\$6,194
ASTM Use Zone: 10'9" x 11'33" [3.3m x 4.2m]	



Hurdle Station

#13576	\$649
ASTM Use Zone: 10'2" x 17'2" [3.1m x 5.2m]	



Step-Up Fitness Station

#13569	\$2,112
ASTM Use Zone: 7'9" x 9'2" [2.4m x 2.8m]	



FLEXIBILITY

Exercises that enhance flexibility can improve posture, strength and overall physical performance.



Knee Lift Station

#13574

\$862

ASTM Use Zone: 14'7" x 6'0" [4.4m x 1.8m]



Shoulder Rotator

#135581

\$5,856

ASTM Use Zone: 10'3" x 14'8" [3.1m x 4.5m]



Skill Trainer

#14904


\$3,973

ASTM Use Zone: 12'5" x 11'5" [3.8m x 3.5m]



BALANCE

Studies show that one of the leading causes of injuries is a lack of balance, particularly as we grow older. GTfit includes products specially designed to enhance balance - a key element in enhancing overall fitness.



Balance Beam Station

#13581

\$712

ASTM Use Zone: 6'4" x 16'1" [1.9m x 4.9m]



Balance Plank Station

#13279

\$442

ASTM Use Zone: 10'5" x 7'0" [3.2m x 2.1m]



Balance Board Station

#13280

\$771

ASTM Use Zone: 7'5" x 7'5" [2.3m x 2.3m]



Assisted Balance Walk

#14900

\$2,473

ASTM Use Zone: 12'2" x 8'10" [3.7m x 2.7m]



Assisted Functional Trainer

#14902

\$3,505

ASTM Use Zone: 10'2" x 12'3" [3.1m x 3.7m]



Assisted Step Trainer

#14901

\$4,618

ASTM Use Zone: 12'2" x 8'10" [3.7m x 2.7m]



Step Around Station

#14903

\$2,960

ASTM Use Zone: 12'4" x 12'4" [3.8m x 3.8m]

Product details, pricing, and availability are subject to change.
Visit gametime.com for the most up-to-date information.





CUSTOM FITNESS

No matter your vision for community health, GameTime can help with custom fitness designs. Innovations like our outdoor fitness studio help you create a healthier tomorrow.

NEW!

Aventus Basketball Wall

#5045SP

Call for Price



Aventus Basketball Wall adds four basketball goals at different heights and locations for a whole new game of hoops. Encourage friends and families to compete with one another while they stay active and have fun!

Warranties

Limited 1-Year Warranty

Timing systems (requires use of GTImpax surfacing).

Limited 2-Year Warranty

Rubber components, with the exclusion of cosmetic damages or defects.

Limited 5-Year Warranty

Cable nets, rotationally-molded plastic components, with the exclusion of cosmetic damages or defects.

Limited 10-Year Warranty

HPL instructional signs, steel posts, stainless steel posts, welds, bars and metal accessories, excluding cosmetic damages or defects.

Lifetime Warranty

Uprights and hardware, excluding cosmetic damages or defects.


Surfacing Options



Turf



Poured Rubber



Interlocking Tiles

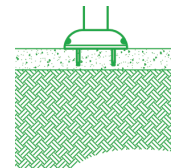


Wood Fiber

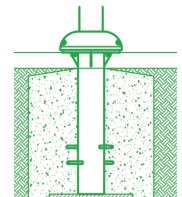
GTIMPAX
A PLAYCORE Company

Per ASTM F3101-15: 91.4 Fitness equipment where intended use requires the user's feet leave contact with the ground requires impact attenuating surfacing. GameTime recommends safety surfacing with any outdoor fitness product installation.

THRIVE & GTfit Installation Options



Surface Mount (S)



In-ground (I)

All THRIVE and GTfit products shown with in-ground mounting option. Other mounting options may be available.

METAL	PLASTIC	HDPE	2 COLOR HDPE
Black		Black	Black/White
Starlight Black	Champagne		Gray/Black
Metallic		Dolphin Gray	White/Black
White			
Vanilla	Beige	Beige	Beige/Green
Champagne			
Beige	Brown	Brown	Brown/White
Brown			
Bronze			
Dark Green	Green	Green	Green/White
Green			
Sage	Chartreuse		
Ice Butter			
Ice Mint	Spring Green	Spring Green	Spring Green/White
Chartreuse			
Spring Green			
Ocean	Azure		Azure/White
Azure		Sky Blue	Sky Blue/White
Sea Mist	Sky Blue		
Sky Blue	Blue	Blue	Blue/White
Blue			
Periwinkle	Periwinkle	Purple	Purple/White
Royal Purple	Royal Purple		
Burgundy	Burgundy	Burgundy	Burgundy/White
Red	Red	Red	Red/White
Orange	Orange	Orange	Orange/White
Butterscotch			
Yellow	Yellow	Yellow	Yellow/Black

Actual colors may differ from the images represented here. Contact your local GameTime representative for sample materials.



A **PLAY**CORE Company

800.235.2440
gametime.com/outdoor-fitness